

Signify Classified - Internal  
Cooper Lighting Solutions Photometric Lab  
1121 Highway 74 South  
Peachtree City, GA 30269



Scaled data based on original data using  
LM-79-08 Approved Method: Electrical and Photometric Measurements of Solid-  
State Lighting Products

Test Report Prepared for  
Cooper Lighting Solutions  
(formerly Eaton)

Brand: STREETWORKS

Report Number: P868215

Luminaire Tested: **MEM2-HSN-SA-90-730-U-5MQ**

Issue Date: 08/21/2024



**Test Information**

Test Method: LM-79-08  
Report Number: P868215  
Test Lab: INNOVATION CENTER(G3)  
Issue Date: 08/21/2024  
Manufacturer: COOPER LIGHTING SOLUTIONS (FORMERLY EATON)  
Product Line: STREETWORKS  
Catalog Number: MEM2-HSN-SA-90-730-U-5MQ  
Description: EPIC MODERN SHORT HOUSING DISCRETE LED ARRAYS 90W 70CRI 3000K  
FIXTURE w/ TYPE V SQUARE MEDIUM DISTRIBUTION OPTIC  
Light Source: (20) 3000K CCT, 70 CRI LEDS  
Ballast/Driver: ELECTRONIC DRIVER

**Summary**

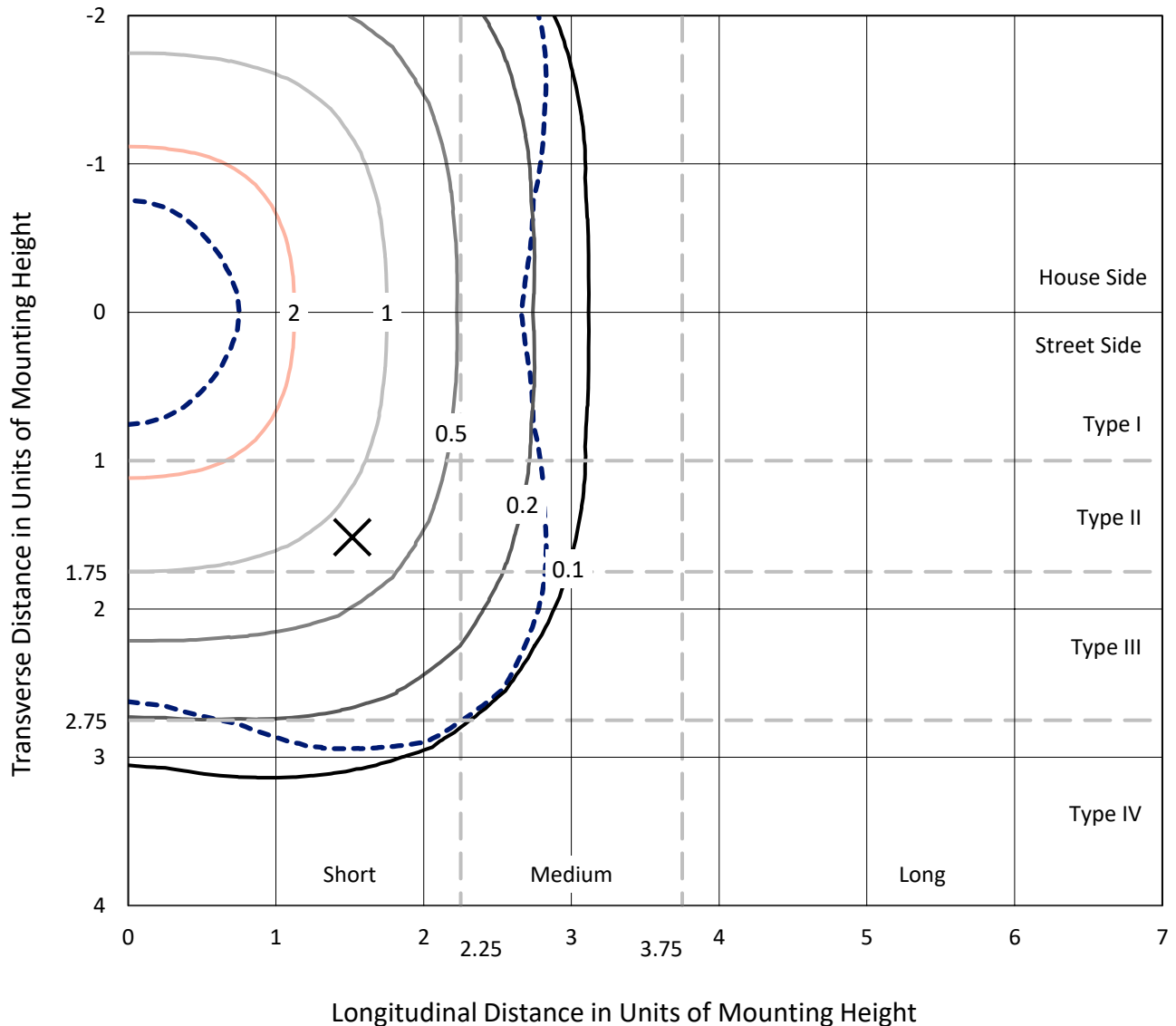
Lumens per Lamp: N/A  
Luminaire Lumens: 12570.9 lumens  
Efficiency: N/A  
Efficacy: 139.7 lumens/watt  
Luminous Opening: Rectangular (W 0.67' x L: 0.33' x H: 0')  
IES Classification: Type V - Short  
BUG Rating: B3 - U0 - G2

Input Watts (W): 90  
Input Voltage (V): 120  
Input Current (A<sub>in</sub>): NR  
Voltage Rise (V): NR  
Power Factor: 0.99  
Total Harmonic Distortion (THDi): 6.20%  
Frequency (hertz): 60  
Stabilization Time: NR  
Operation Time: NR  
Ambient Temperature (°C): NR  
Test Distance: 24 FT

REPORT NUMBER: P868215  
 CATALOG NUMBER: MEM2-HSN-SA-90-730-U-5MQ

### Iso-Footcandle Lines of Horizontal Illumination

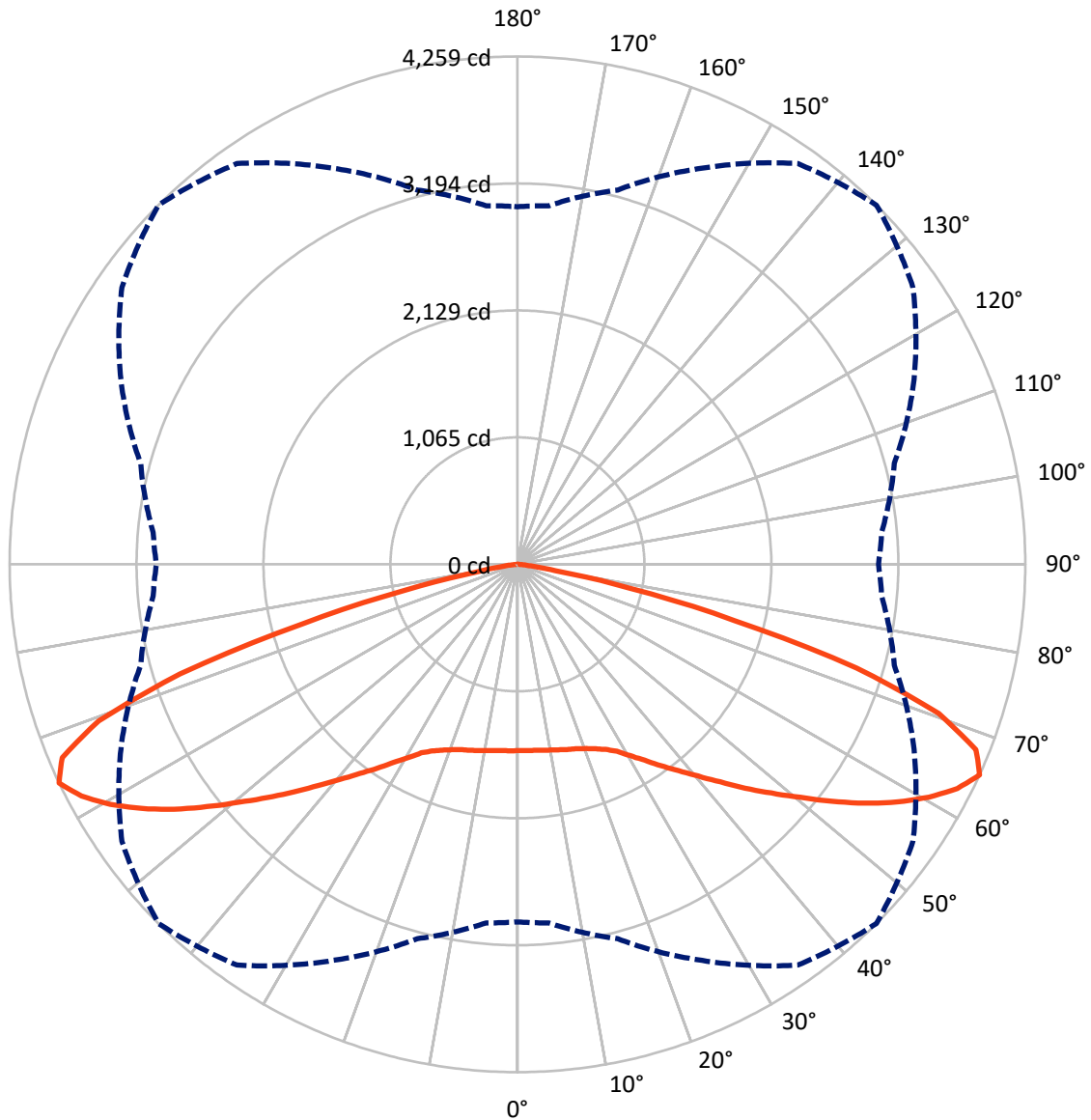
× Max cd  
 - - - 1/2 Max cd



Based on 20 foot mounting height. Maximum calculated value = 3.9 fc  
 Type V - Short - N/A

REPORT NUMBER: P868215  
CATALOG NUMBER: MEM2-HSN-SA-90-730-U-5MQ

### Luminous Intensity Polar Plot



— Vertical Plane Through 45-Deg Lateral      - - - Horizontal Cone Through 65-Deg Vertical

REPORT NUMBER: P868215  
 CATALOG NUMBER: MEM2-HSN-SA-90-730-U-5MQ

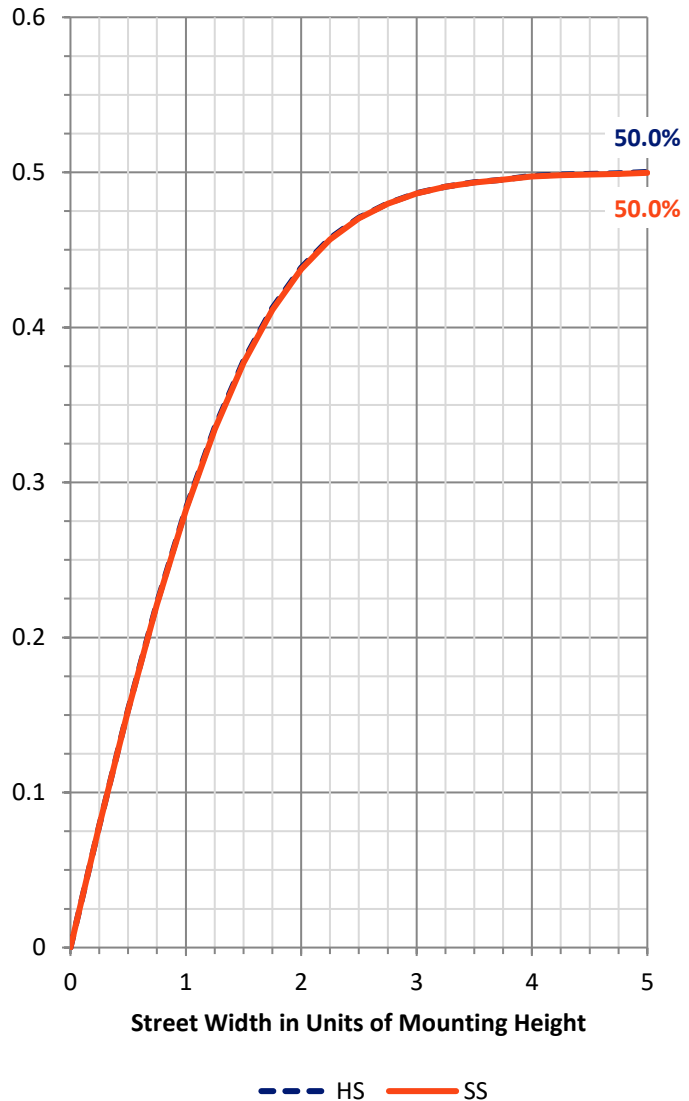
**FLUX DISTRIBUTION:**

		Downward	Upward	Total
<b>House Side</b>	Lumens	6285.5	0.0	6285.5
	% Fixture	50.0	0.0	50.0
<b>Street Side</b>	Lumens	6285.5	0.0	6285.5
	% Fixture	50.0	0.0	50.0
<b>Total</b>	Lumens	12570.9	0.0	12570.9
	% Fixture	100.0	0.0	100.0

**ZONAL LUMENS:**

Zone	Lumens	% Fixture
0°-10°	150.2	1.2
10°-20°	457.2	3.6
20°-30°	804.2	6.4
30°-40°	1300.5	10.3
40°-50°	2025.8	16.1
50°-60°	2962.2	23.6
60°-70°	3411.1	27.1
70°-80°	1393.1	11.1
80°-90°	66.7	0.5
90°-100°	0.0	0.0
100°-110°	0.0	0.0
110°-120°	0.0	0.0
120°-130°	0.0	0.0
130°-140°	0.0	0.0
140°-150°	0.0	0.0
150°-160°	0.0	0.0
160°-170°	0.0	0.0
170°-180°	0.0	0.0
0°-90°	12570.9	100.0
0°-180°	12570.9	100.0

**Coefficient of Utilization**



REPORT NUMBER: P868215

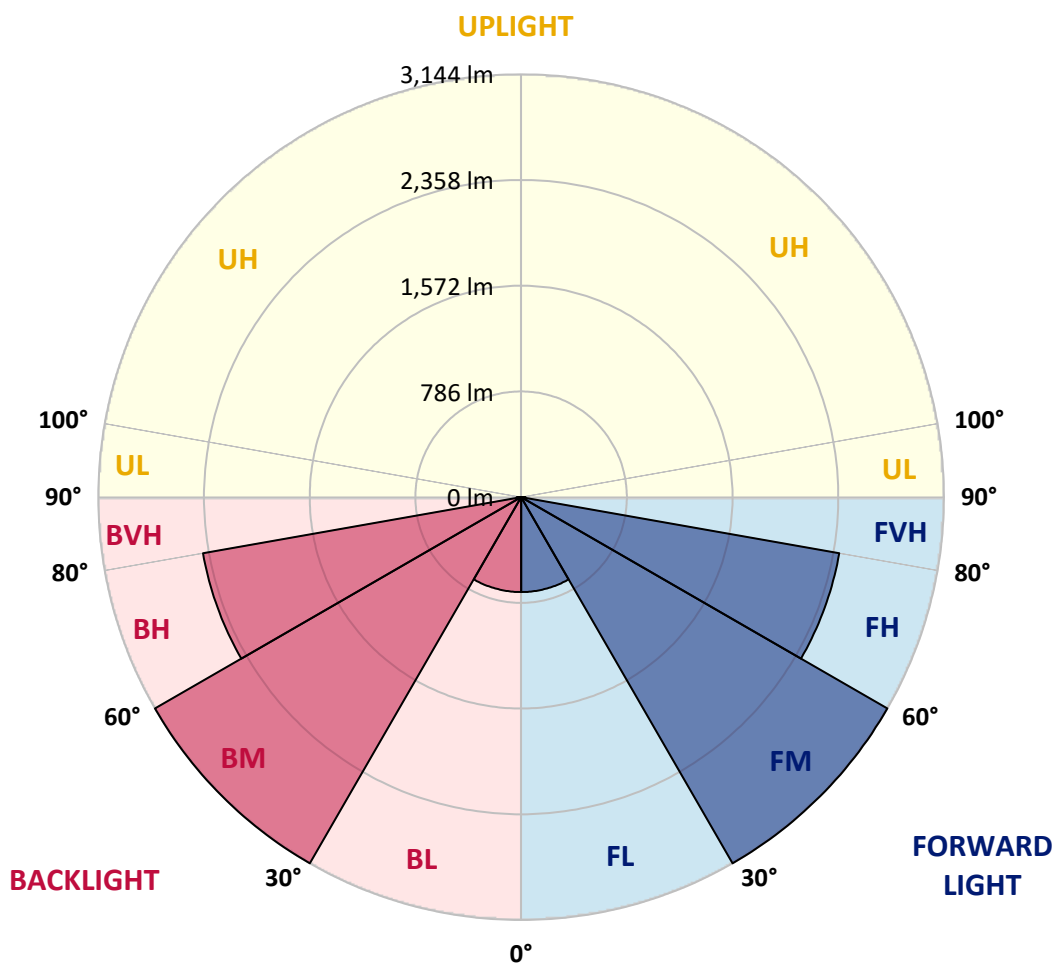
CATALOG NUMBER: MEM2-HSN-SA-90-730-U-5MQ

**LUMINAIRE CLASSIFICATION SYSTEM LUMEN TABLE AND BUG RATING:**

Zone	Lumens	% Fixture	Zone Rating/Lumen Limit		
			B	U	G
FL (0°-30°)	705.8	5.6			
FM (30°-60°)	3144.3	25.0			
FH (60°-80°)	2402.1	19.1			G2/5000
FVH (80°-90°)	33.3	0.3			G1/100
BL (0°-30°)	705.8	5.6	B2/1000		
BM (30°-60°)	3144.3	25.0	B3/5000		
BH (60°-80°)	2402.1	19.1	B3/2500		G2/5000
BVH (80°-90°)	33.3	0.3			G1/100
UL (90°-100°)	0.0	0.0		U0/0	
UH (100°-180°)	0.0	0.0		U0/0	

**BUG Rating: B3-U0-G2**

Type V Short





REPORT NUMBER: P868215

CATALOG NUMBER: MEM2-HSN-SA-90-730-U-5MQ

**CANDELA DISTRIBUTION (FULL):**

	0°	5°	15°	25°	35°	45°	55°	65°	75°	85°	90°
0°	1562.0	1562.0	1562.0	1562.0	1562.0	1562.0	1562.0	1562.0	1562.0	1562.0	1562.0
2.5°	1566.8	1566.8	1564.4	1564.4	1559.6	1564.4	1562.0	1564.4	1562.0	1562.0	1564.4
5°	1571.7	1571.7	1566.8	1569.2	1564.4	1566.8	1564.4	1569.2	1566.8	1564.4	1569.2
7.5°	1578.9	1578.9	1574.1	1576.5	1571.7	1574.1	1571.7	1576.5	1574.1	1574.1	1576.5
10°	1586.1	1588.6	1583.7	1581.3	1581.3	1583.7	1586.1	1588.6	1586.1	1586.1	1591.0
12.5°	1598.2	1600.6	1595.8	1593.4	1593.4	1595.8	1598.2	1603.0	1595.8	1595.8	1595.8
15°	1610.3	1610.3	1607.9	1605.5	1607.9	1610.3	1610.3	1615.1	1610.3	1605.5	1605.5
17.5°	1615.1	1617.5	1615.1	1619.9	1622.4	1624.8	1627.2	1627.2	1619.9	1617.5	1617.5
20°	1632.0	1634.4	1629.6	1632.0	1639.3	1648.9	1648.9	1648.9	1648.9	1641.7	1641.7
22.5°	1661.0	1663.4	1661.0	1661.0	1670.6	1680.3	1680.3	1687.5	1677.9	1673.1	1673.1
25°	1709.3	1709.3	1706.9	1709.3	1714.1	1718.9	1728.6	1733.4	1733.4	1731.0	1733.4
27.5°	1767.2	1769.6	1767.2	1767.2	1764.8	1774.5	1788.9	1796.2	1798.6	1801.0	1801.0
30°	1844.5	1849.3	1846.9	1849.3	1854.1	1861.4	1866.2	1868.6	1868.6	1863.8	1863.8
32.5°	1929.0	1933.8	1929.0	1941.0	1957.9	1957.9	1953.1	1962.8	1955.5	1950.7	1945.9
35°	2028.0	2028.0	2032.8	2037.6	2061.7	2073.8	2073.8	2069.0	2054.5	2047.3	2052.1
37.5°	2141.4	2143.8	2148.7	2151.1	2172.8	2194.5	2192.1	2180.0	2163.1	2143.8	2143.8
40°	2276.6	2271.8	2274.2	2291.1	2308.0	2334.6	2337.0	2320.1	2291.1	2271.8	2271.8
42.5°	2399.7	2402.2	2411.8	2433.5	2472.2	2493.9	2481.8	2452.9	2421.5	2397.3	2394.9
45°	2530.1	2527.7	2554.3	2600.1	2650.8	2677.4	2658.1	2617.0	2568.7	2537.4	2537.4
47.5°	2662.9	2660.5	2703.9	2778.8	2844.0	2865.7	2846.4	2793.3	2728.1	2682.2	2675.0
50°	2800.5	2810.2	2856.0	2962.3	3046.8	3070.9	3046.8	2976.7	2889.8	2829.5	2819.8
52.5°	2957.4	2964.7	3025.0	3140.9	3244.7	3300.2	3264.0	3160.2	3049.2	2976.7	2967.1
55°	3102.3	3107.1	3194.0	3334.0	3462.0	3536.8	3478.9	3346.1	3206.1	3114.4	3104.7
57.5°	3203.7	3215.7	3326.8	3507.9	3672.0	3759.0	3672.0	3529.6	3343.7	3230.2	3223.0
60°	3268.9	3288.2	3416.1	3643.1	3870.0	3964.2	3874.8	3676.9	3447.5	3300.2	3293.0
62.5°	3235.1	3261.6	3425.8	3722.7	4039.0	4140.4	4024.5	3746.9	3435.4	3249.5	3230.2
65°	2998.5	3017.8	3249.5	3664.8	4101.8	4258.7	4048.7	3669.6	3271.3	3066.1	3027.4
67.5°	2508.4	2542.2	2848.8	3384.7	3966.6	4147.6	3882.1	3392.0	2911.6	2660.5	2617.0
70°	1926.6	1986.9	2322.5	2904.3	3544.1	3749.3	3457.2	2863.3	2298.3	2042.4	1962.8
72.5°	1113.0	1207.1	1699.6	2267.0	2819.8	2974.3	2563.9	2001.4	1525.8	1344.7	1323.0
75°	369.4	403.2	808.8	1306.1	1798.6	1875.9	1603.0	1262.6	1004.3	859.5	866.7
77.5°	181.1	181.1	243.8	478.0	818.4	965.7	876.4	610.8	439.4	333.2	323.5
80°	144.9	144.9	169.0	234.2	275.2	323.5	275.2	200.4	164.2	149.7	156.9
82.5°	70.0	67.6	79.7	113.5	115.9	111.1	103.8	103.8	99.0	91.7	89.3
85°	4.8	4.8	9.7	21.7	36.2	48.3	55.5	53.1	50.7	43.5	48.3
87.5°	2.4	2.4	2.4	2.4	2.4	2.4	2.4	4.8	4.8	4.8	4.8
90°	0.0	0.0	0.0	0.0	0.0	0.0	0.0	0.0	0.0	0.0	0.0

Cooper Lighting Solutions Photometric Lab  
1121 Highway 74 South  
Peachtree City, GA 30269



LM-79-2019: Approved Method: Electrical and Photometric Measurements of Solid-State Lighting Products

Report Prepared for

Cooper Lighting Solutions

Streetworks

Report Number: SP1-2407-157-4

Test Date: 08/07/2024

Luminaire Tested: MEM2-HTN-SA-30-730-U-5WQ-2

Data in this report applies to families of products including MEM2-HTN-SA-30-730-U-5WQ-2



**Test Information**

Test Method: LM-79-2019  
 Report Number: SP1-2407-157-4  
 Test Lab: COOPER LIGHTING SOLUTIONS  
 Photometer: SP1 - 76IN SPHERE  
 Measurement Geometry: 4π  
 Issue Date: 08/20/2024  
 Manufacturer: COOPER LIGHTING SOLUTIONS  
 Product Line: Streetworks  
 Catalog Number: **MEM2-HTN-SA-30-730-U-5WQ-2**  
 Description: Epic Modern Light Square 30W 5WQ Optic and Flare Trim

**Spectral Parameters**

CCT (K): 3057  
 CIE u': 0.2487  
 CIE v': 0.5199  
 Duv: -0.0002  
 CIE x: 0.4326  
 CIE y: 0.4020  
 CIE z: 0.1654  
 Peak Wavelength (nm): 593  
 Dominant Wavelength (nm): 582  
 Purity: 50.50735  
 Rf: 74.6  
 Rg: 94

CRI (Ra):	71.7		
R1:	68.1	R9:	-34.8
R2:	82.0	R10:	58.5
R3:	93.5	R11:	62.5
R4:	67.5	R12:	47.5
R5:	67.2	R13:	70.7
R6:	74.9	R14:	96.4
R7:	77.4	R15:	60.0
R8:	43.1		



**Test Conditions**

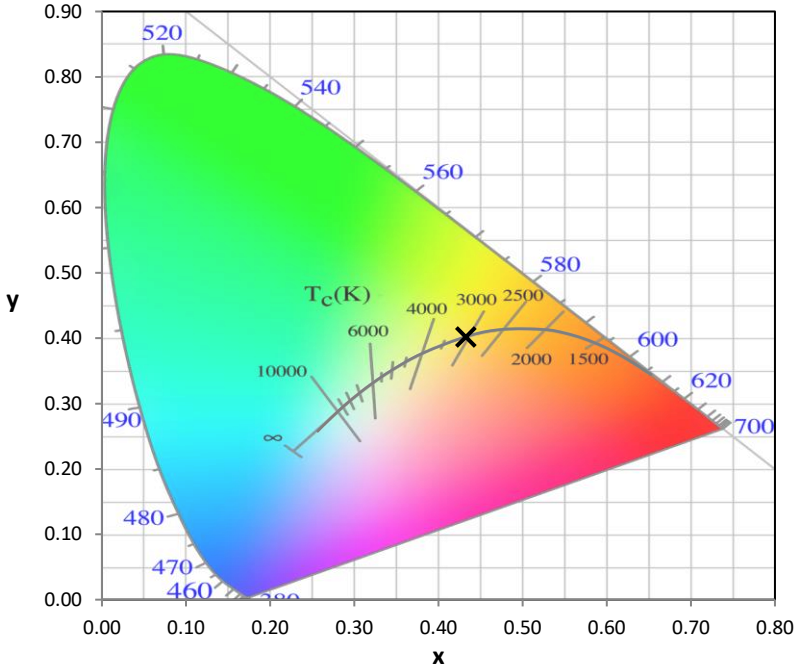
Stabilization Time: 21M  
 Operation Time: 1H 21M  
 Sphere Temperature (°C): 24.2

REPORT NUMBER: SP1-2407-157-4

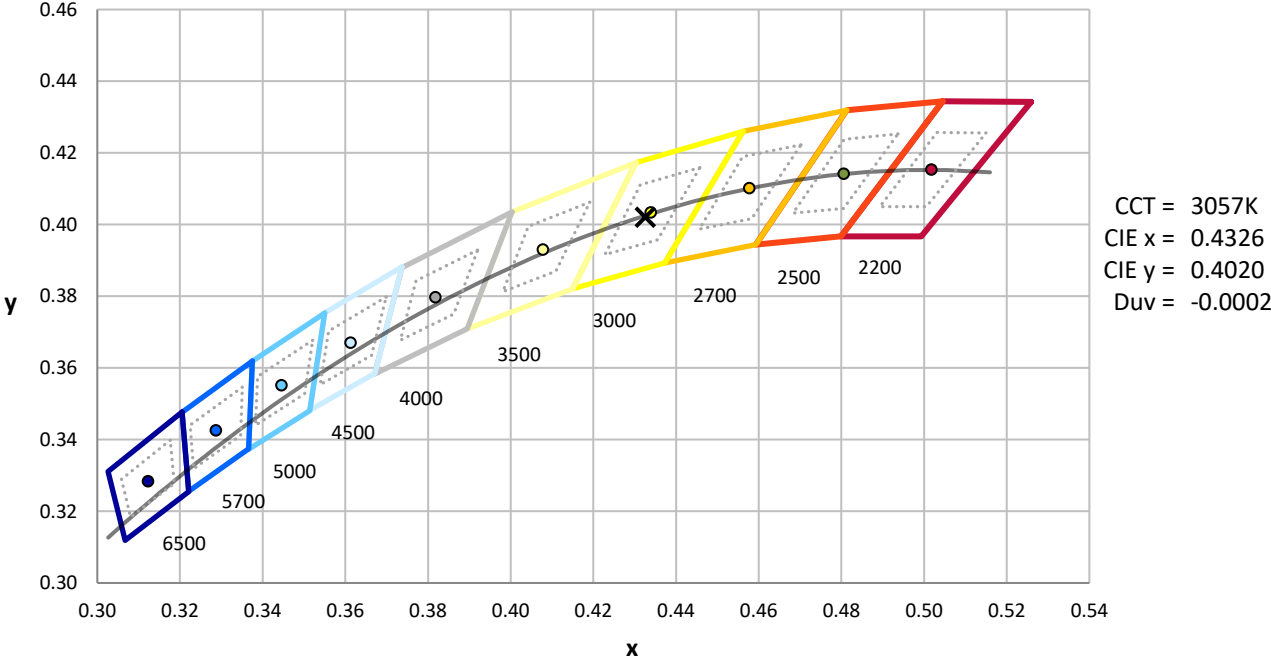
Measurement and Test Equipment			
Instrument	Identification Number	Calibration Date	Calibration Due Date
Photometer	IN0058	6/18/2024	12/18/2024
Power Meter	INXT2011004	2/8/2024	2/8/2025
AC Power Source	IN0063	10/24/2023	10/24/2024
DC Power Source	IN0208	10/24/2023	10/24/2024
Sphere Thermometer	IN0085	10/24/2023	10/24/2024
Room Thermometer	IN0046	10/24/2023	10/24/2024

REPORT NUMBER: SP1-2407-157-4

CIE 1931 Chromaticity Diagram



CIE 1931 Chromaticity Diagram with 2017 ANSI 7-Step and 4-Step Quadrangles

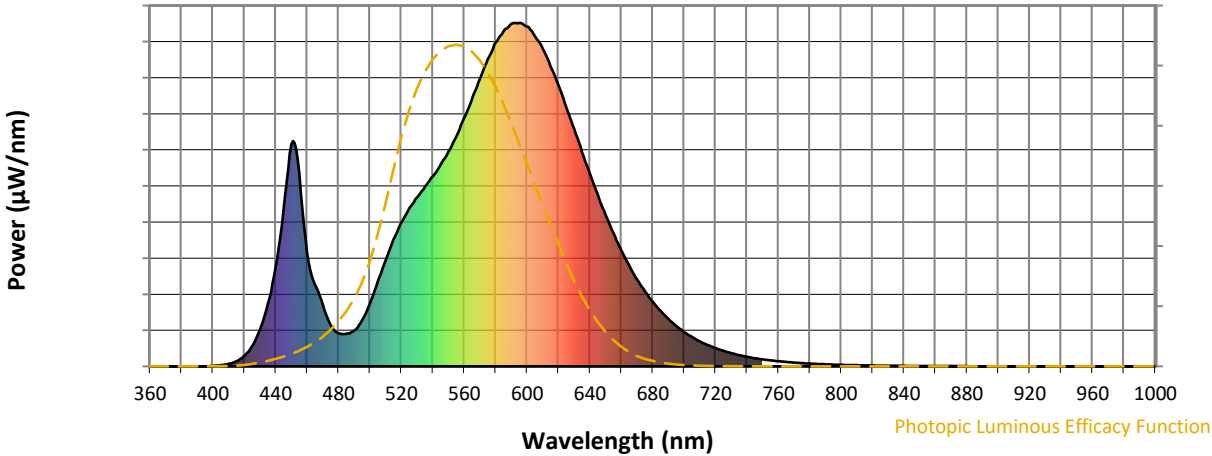


CCT = 3057K  
 CIE x = 0.4326  
 CIE y = 0.4020  
 Duv = -0.0002

Point lies inside the ANSI 3000K 4-step quadrangle

REPORT NUMBER: SP1-2407-157-4

**Photopic Flux vs. Wavelength**



**Photopic Lumens: NR**

λ (nm)	Power W <sup>^</sup> /nm	Lumens (φ/nm)	λ (nm)	Power W <sup>^</sup> /nm	Lumens (φ/nm)	λ (nm)	Power W <sup>^</sup> /nm	Lumens (φ/nm)	λ (nm)	Power W <sup>^</sup> /nm	Lumens (φ/nm)	λ (nm)	Power W <sup>^</sup> /nm	Lumens (φ/nm)
360	0	NR	490	104	NR	620	818	NR	750	20	NR	880	1	NR
365	0	NR	495	135	NR	625	755	NR	755	17	NR	885	0	NR
370	0	NR	500	184	NR	630	691	NR	760	15	NR	890	0	NR
375	0	NR	505	247	NR	635	625	NR	765	13	NR	895	0	NR
380	0	NR	510	309	NR	640	561	NR	770	11	NR	900	0	NR
385	0	NR	515	369	NR	645	499	NR	775	9	NR	905	0	NR
390	0	NR	520	419	NR	650	441	NR	780	8	NR	910	0	NR
395	0	NR	525	460	NR	655	388	NR	785	7	NR	915	0	NR
400	1	NR	530	492	NR	660	338	NR	790	6	NR	920	0	NR
405	3	NR	535	524	NR	665	294	NR	795	5	NR	925	0	NR
410	7	NR	540	553	NR	670	253	NR	800	4	NR	930	0	NR
415	15	NR	545	588	NR	675	218	NR	805	4	NR	935	0	NR
420	31	NR	550	625	NR	680	188	NR	810	3	NR	940	0	NR
425	60	NR	555	670	NR	685	161	NR	815	3	NR	945	0	NR
430	107	NR	560	723	NR	690	139	NR	820	3	NR	950	0	NR
435	183	NR	565	780	NR	695	118	NR	825	2	NR	955	0	NR
440	289	NR	570	837	NR	700	100	NR	830	2	NR	960	0	NR
445	460	NR	575	894	NR	705	85	NR	835	2	NR	965	0	NR
450	646	NR	580	942	NR	710	73	NR	840	1	NR	970	0	NR
455	561	NR	585	976	NR	715	62	NR	845	1	NR	975	0	NR
460	331	NR	590	998	NR	720	53	NR	850	1	NR	980	0	NR
465	238	NR	595	1000	NR	725	45	NR	855	1	NR	985	0	NR
470	178	NR	600	990	NR	730	39	NR	860	1	NR	990	0	NR
475	120	NR	605	962	NR	735	33	NR	865	1	NR	995	0	NR
480	96	NR	610	925	NR	740	28	NR	870	1	NR	1000	0	NR
485	95	NR	615	873	NR	745	24	NR	875	1	NR			

REPORT NUMBER: SP1-2407-157-4

**Scotopic Flux vs. Wavelength**



**Scotopic Lumens: NR**

**S/P: 1.23**

$\lambda$ (nm)	Power W <sup>^</sup> /nm	Lumens ( $\phi$ /nm)	$\lambda$ (nm)	Power W <sup>^</sup> /nm	Lumens ( $\phi$ /nm)	$\lambda$ (nm)	Power W <sup>^</sup> /nm	Lumens ( $\phi$ /nm)	$\lambda$ (nm)	Power W <sup>^</sup> /nm	Lumens ( $\phi$ /nm)	$\lambda$ (nm)	Power W <sup>^</sup> /nm	Lumens ( $\phi$ /nm)
360	0	NR	490	104	NR	620	818	NR	750	20	NR	880	1	NR
365	0	NR	495	135	NR	625	755	NR	755	17	NR	885	0	NR
370	0	NR	500	184	NR	630	691	NR	760	15	NR	890	0	NR
375	0	NR	505	247	NR	635	625	NR	765	13	NR	895	0	NR
380	0	NR	510	309	NR	640	561	NR	770	11	NR	900	0	NR
385	0	NR	515	369	NR	645	499	NR	775	9	NR	905	0	NR
390	0	NR	520	419	NR	650	441	NR	780	8	NR	910	0	NR
395	0	NR	525	460	NR	655	388	NR	785	7	NR	915	0	NR
400	1	NR	530	492	NR	660	338	NR	790	6	NR	920	0	NR
405	3	NR	535	524	NR	665	294	NR	795	5	NR	925	0	NR
410	7	NR	540	553	NR	670	253	NR	800	4	NR	930	0	NR
415	15	NR	545	588	NR	675	218	NR	805	4	NR	935	0	NR
420	31	NR	550	625	NR	680	188	NR	810	3	NR	940	0	NR
425	60	NR	555	670	NR	685	161	NR	815	3	NR	945	0	NR
430	107	NR	560	723	NR	690	139	NR	820	3	NR	950	0	NR
435	183	NR	565	780	NR	695	118	NR	825	2	NR	955	0	NR
440	289	NR	570	837	NR	700	100	NR	830	2	NR	960	0	NR
445	460	NR	575	894	NR	705	85	NR	835	2	NR	965	0	NR
450	646	NR	580	942	NR	710	73	NR	840	1	NR	970	0	NR
455	561	NR	585	976	NR	715	62	NR	845	1	NR	975	0	NR
460	331	NR	590	998	NR	720	53	NR	850	1	NR	980	0	NR
465	238	NR	595	1000	NR	725	45	NR	855	1	NR	985	0	NR
470	178	NR	600	990	NR	730	39	NR	860	1	NR	990	0	NR
475	120	NR	605	962	NR	735	33	NR	865	1	NR	995	0	NR
480	96	NR	610	925	NR	740	28	NR	870	1	NR	1000	0	NR
485	95	NR	615	873	NR	745	24	NR	875	1	NR			

REPORT NUMBER: SP1-2407-157-4

**Melanopic Flux vs. Wavelength**



**Melanopic Lumens: NR**

**M/P: 2.27**

$\lambda$ (nm)	Power W <sup>^</sup> /nm	Lumens (φ/nm)	$\lambda$ (nm)	Power W <sup>^</sup> /nm	Lumens (φ/nm)	$\lambda$ (nm)	Power W <sup>^</sup> /nm	Lumens (φ/nm)	$\lambda$ (nm)	Power W <sup>^</sup> /nm	Lumens (φ/nm)	$\lambda$ (nm)	Power W <sup>^</sup> /nm	Lumens (φ/nm)
360	0	NR	490	104	NR	620	818	NR	750	20	NR	880	1	NR
365	0	NR	495	135	NR	625	755	NR	755	17	NR	885	0	NR
370	0	NR	500	184	NR	630	691	NR	760	15	NR	890	0	NR
375	0	NR	505	247	NR	635	625	NR	765	13	NR	895	0	NR
380	0	NR	510	309	NR	640	561	NR	770	11	NR	900	0	NR
385	0	NR	515	369	NR	645	499	NR	775	9	NR	905	0	NR
390	0	NR	520	419	NR	650	441	NR	780	8	NR	910	0	NR
395	0	NR	525	460	NR	655	388	NR	785	7	NR	915	0	NR
400	1	NR	530	492	NR	660	338	NR	790	6	NR	920	0	NR
405	3	NR	535	524	NR	665	294	NR	795	5	NR	925	0	NR
410	7	NR	540	553	NR	670	253	NR	800	4	NR	930	0	NR
415	15	NR	545	588	NR	675	218	NR	805	4	NR	935	0	NR
420	31	NR	550	625	NR	680	188	NR	810	3	NR	940	0	NR
425	60	NR	555	670	NR	685	161	NR	815	3	NR	945	0	NR
430	107	NR	560	723	NR	690	139	NR	820	3	NR	950	0	NR
435	183	NR	565	780	NR	695	118	NR	825	2	NR	955	0	NR
440	289	NR	570	837	NR	700	100	NR	830	2	NR	960	0	NR
445	460	NR	575	894	NR	705	85	NR	835	2	NR	965	0	NR
450	646	NR	580	942	NR	710	73	NR	840	1	NR	970	0	NR
455	561	NR	585	976	NR	715	62	NR	845	1	NR	975	0	NR
460	331	NR	590	998	NR	720	53	NR	850	1	NR	980	0	NR
465	238	NR	595	1000	NR	725	45	NR	855	1	NR	985	0	NR
470	178	NR	600	990	NR	730	39	NR	860	1	NR	990	0	NR
475	120	NR	605	962	NR	735	33	NR	865	1	NR	995	0	NR
480	96	NR	610	925	NR	740	28	NR	870	1	NR	1000	0	NR
485	95	NR	615	873	NR	745	24	NR	875	1	NR			

**Summary**

$R_f = 74.6$   
 $R_g = 94$   
 $CIE R_a = 71.7$   
 $R_g = -34.8$

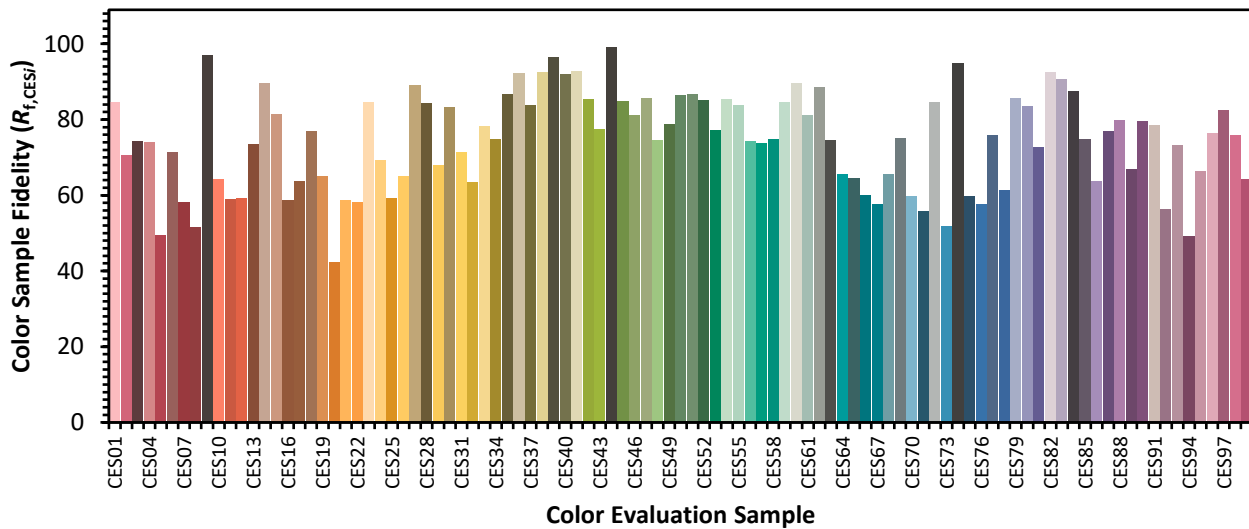


**Color Vector Graphics**



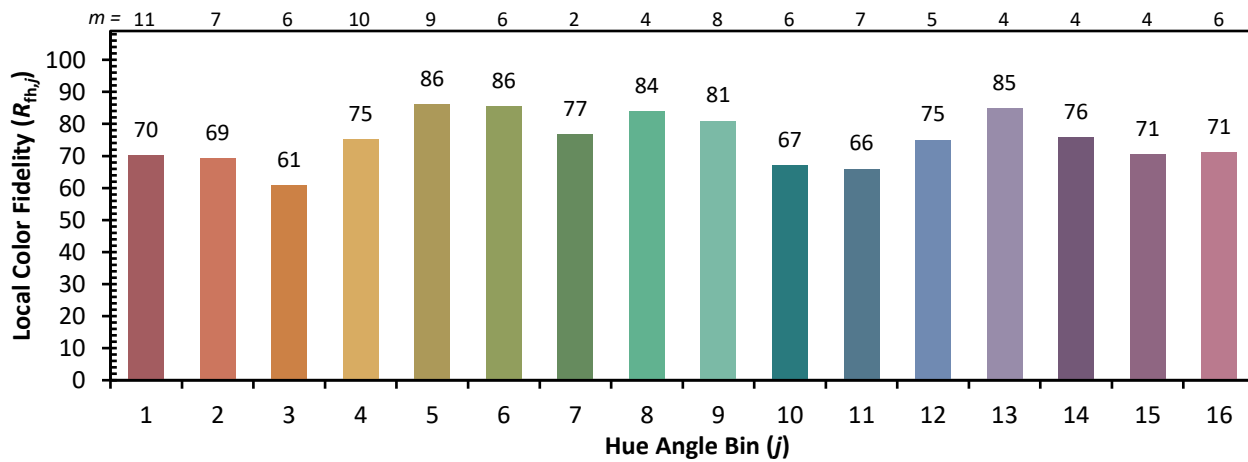
**Individual Sample Fidelity Index ( $R_{f,i}$ )**

CES01 = 86	CES26 = 65	CES51 = 87	CES76 = 58
CES02 = 62	CES27 = 89	CES52 = 85	CES77 = 76
CES03 = 31	CES28 = 84	CES53 = 77	CES78 = 61
CES04 = 71	CES29 = 68	CES54 = 85	CES79 = 86
CES05 = 49	CES30 = 83	CES55 = 84	CES80 = 83
CES06 = 51	CES31 = 71	CES56 = 74	CES81 = 73
CES07 = 41	CES32 = 64	CES57 = 74	CES82 = 93
CES08 = 40	CES33 = 78	CES58 = 75	CES83 = 91
CES09 = 29	CES34 = 75	CES59 = 85	CES84 = 88
CES10 = 76	CES35 = 87	CES60 = 90	CES85 = 75
CES11 = 59	CES36 = 92	CES61 = 81	CES86 = 64
CES12 = 65	CES37 = 84	CES62 = 89	CES87 = 77
CES13 = 43	CES38 = 92	CES63 = 75	CES88 = 80
CES14 = 74	CES39 = 96	CES64 = 65	CES89 = 67
CES15 = 71	CES40 = 92	CES65 = 64	CES90 = 80
CES16 = 47	CES41 = 93	CES66 = 60	CES91 = 78
CES17 = 50	CES42 = 86	CES67 = 58	CES92 = 56
CES18 = 56	CES43 = 77	CES68 = 66	CES93 = 73
CES19 = 73	CES44 = 99	CES69 = 75	CES94 = 49
CES20 = 66	CES45 = 85	CES70 = 60	CES95 = 66
CES21 = 87	CES46 = 81	CES71 = 56	CES96 = 76
CES22 = 79	CES47 = 86	CES72 = 85	CES97 = 82
CES23 = 92	CES48 = 75	CES73 = 52	CES98 = 76
CES24 = 91	CES49 = 79	CES74 = 95	CES99 = 64
CES25 = 73	CES50 = 86	CES75 = 60	





Color Rendition by Hue-Angle Bin



Measure Comparisons



(END OF REPORT)